

**Features**

- Protects one data or power line
- Ultra low leakage: nA level
- Low operating voltage: 5V
- Low clamping voltage
- 2-pin SOD-523 package
- Complies with following standards:
  - IEC 61000-4-2 (ESD) immunity test  
Air discharge: ±30kV  
Contact discharge: ±30kV
  - IEC61000-4-4 (EFT) 40A (5/50ns)
  - IEC61000-4-5 (Lightning) 6A (8/20µs)
- RoHS Compliant

**Mechanical Characteristics**

- Package: SOD-523
- Lead Finish: Matte Tin
- Case Material: “Green” Molding Compound.
- UL Flammability Classification Rating 94V-0
- Moisture Sensitivity: Level 3 per J-STD-020
- Terminal Connections: See Diagram

**Applications**

- Cellular Handsets and Accessories
- Personal Digital Assistants
- Notebooks and Handhelds
- Portable Instrumentation
- Digital Cameras
- Peripherals
- Audio Players
- Keypads, Side Keys, LCD Displays

**Part Number Code**

<b>E</b>	<b>S</b>	<b>D</b>	<b>0</b>	<b>5</b>	<b>1</b>	<b>1</b>	<b>L</b>	<b>1</b>
<b>1</b>	<b>2</b>	<b>3</b>	<b>4</b>	<b>5</b>	<b>6</b>	<b>7</b>	<b>8</b>	<b>9</b>

Product Type	
ESD	TSK Electrostatic suppressor ESD Type

Reverse Working Voltage (V)	
3V3	3.3V
05	5V
16	16V

Line	
1	1-Line
2	2-Line
3	3-Line

Capacitance Type	
L	Low
X	Normal

directional	
0	Bi
1	Uni

Size	
1	0201
2	0402
3	DFN0603
4	DFN1006

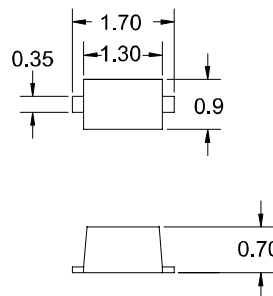
★ Code 4 to 9 is optional

**Description**

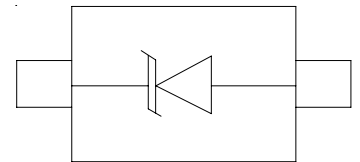
The ESD0511xH is an uni-directional TVS diode,utilizing leading monolithic silicon technology to provide fast response time and low ESD clamping voltage, making this device an ideal solution for protecting voltage sensitive data and power line.The ESD0511xH complies with the IEC 61000-4-2 (ESD) standard with ±15kV air and ±8kV contact discharge. It is assembled into a small lead-free SOD-523 package. The small size and high ESD surge protection make ESD0511xH an ideal choice to protect cell phone, digital cameras, audio players and many other portable applications.



**Dimensions and Pin Configuration**



Maximum Dimensions (mm)



SOD-523 (Top View)

Package Dimensions

Circuit and Pin Schematic

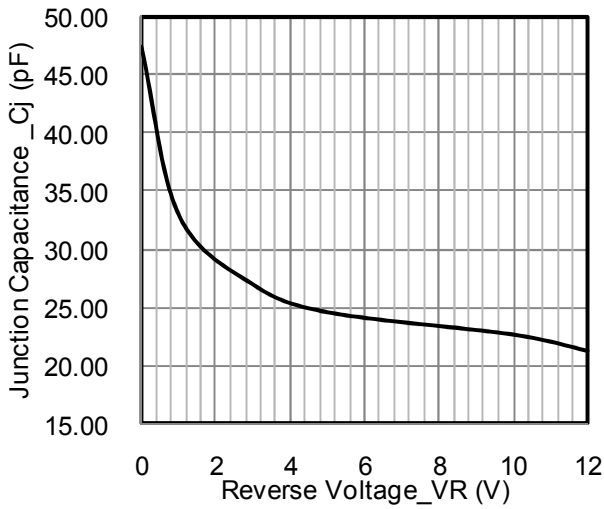
### Absolute Maximum Ratings ( $T_A=25^{\circ}\text{C}$ unless otherwise specified)

Parameter	Symbol	Value	Unit
Peak Pulse Power (8/20 $\mu\text{s}$ )	Ppk	70	W
Peak Pulse Current (8/20 $\mu\text{s}$ )	Ipp	6	A
ESD per IEC 61000-4-2 (Air)	VESD	$\pm 30$	kV
ESD per IEC 61000-4-2 (Contact)		$\pm 30$	
Operating Temperature Range	TJ	-55 to +125	$^{\circ}\text{C}$
Storage Temperature Range	Tstg	-55 to +150	$^{\circ}\text{C}$

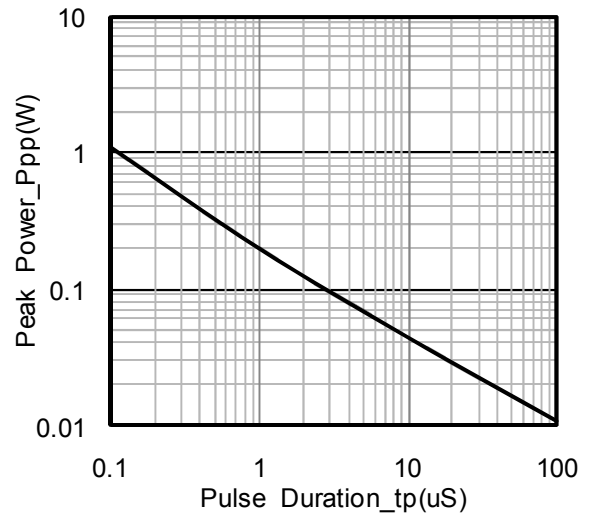
### Electrical Characteristics ( $T_A=25^{\circ}\text{C}$ unless otherwise specified)

Parameter	Symbol	Min	Typ	Max	Unit	Test Condition
Reverse Working Voltage	VRWM			5	V	
Breakdown Voltage	VBR	6	8	9	V	IT = 1mA
Reverse Leakage Current	IR			200	nA	VRWM = 5V
Forward Voltage	VF		1.0	1.2	V	IF = 10mA
Clamping Voltage	VC			12	V	Ipp = 6A (8 x 20 $\mu\text{s}$ pulse)
Junction Capacitance	CJ			50	pF	VR = 0V, f = 1MHz

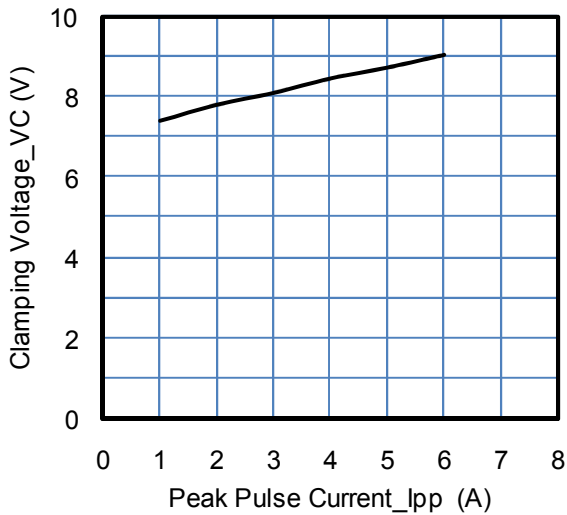
Typical Performance Characteristics (TA=25°C unless otherwise Specified)



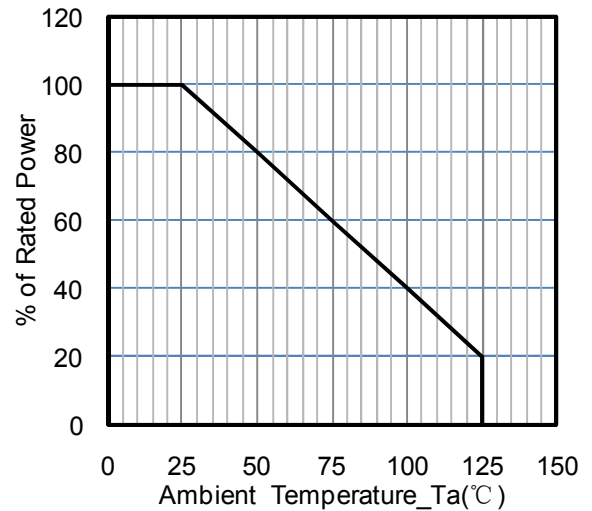
Junction Capacitance vs. Reverse Voltage



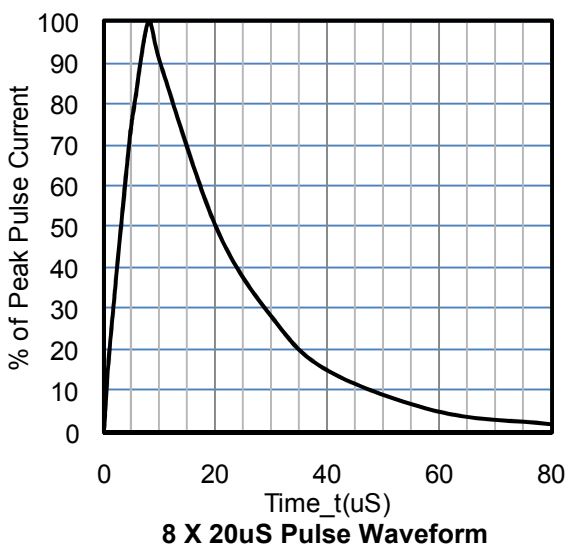
Peak Pulse Power vs. Pulse Time



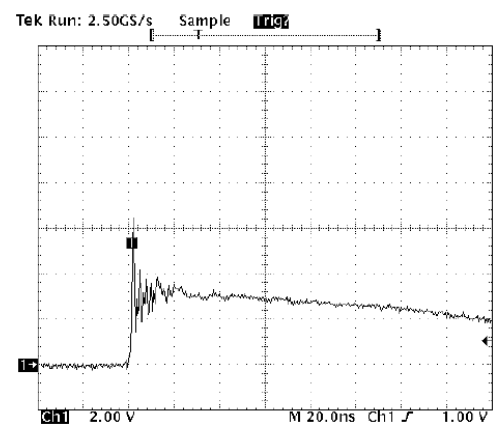
Clamping Voltage vs. Peak Pulse Current



Power Derating Curve



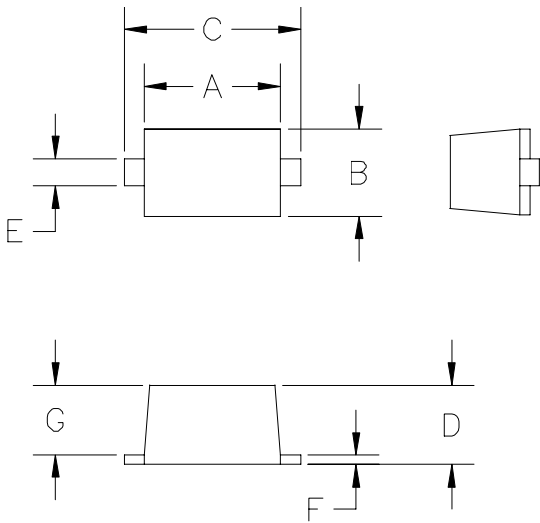
8 X 20uS Pulse Waveform



ESD Clamping Voltage

8 kV Contact per IEC61000-4-2

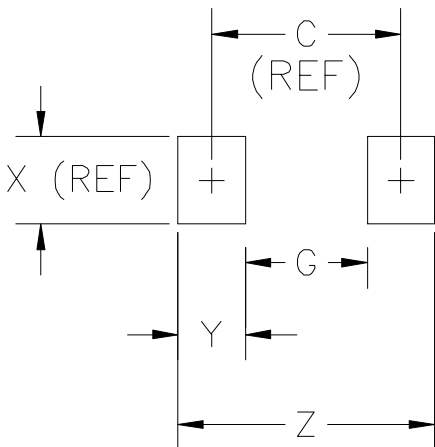
SOD-523 Package Outline Drawing



DIMENSIONS					
DIM <sup>N</sup>	INCHES		MM [1]		NOTE
	MIN	MAX	MIN	MAX	
A	.043	.051	1.10	1.30	—
B	.028	.035	0.70	0.90	—
C	.059	.067	1.50	1.70	—
D	.020	.028	0.50	0.70	—
E	.010	.014	0.25	0.35	—
F	.004	.008	0.10	0.20	—
G	.020	.028	0.50	0.70	—

[1] CONTROLLING DIMENSION: MILLIMETERS

Suggested Land Pattern



DIMENSIONS					
DIM <sup>N</sup>	INCHES		MM [1]		NOTE
	MIN	MAX	MIN	MAX	
C	—	.067	—	1.70	REF
G	—	.043	—	1.10	—
X	—	.031	—	0.80	REF
Y	—	.024	—	0.60	—
Z	—	.091	—	2.30	—

[1] CONTROLLING DIMENSION: MILLIMETERS

Ordering Information

Part Number	Packaging	Reel Size
ESD0511xH	3000/Tape & Reel	7 inch