

Features

- Ultra small package: 1.0x0.6x0.5mm
- Very low capacitance: 3.5pF typical
- Ultra low leakage: nA level
- Low operating voltage: 5V
- Low clamping voltage
- 3-pin leadless package
- Up to 2-line protects
- Complies with following standards:
  - IEC 61000-4-2 (ESD) immunity test  
Air discharge: ±15kV  
Contact discharge: ±12kV
  - IEC61000-4-4 (EFT) 40A (5/50ns)
- RoHS Compliant

Mechanical Characteristics

- Package: DFN1006-3 (1.0×0.6×0.5mm)
- Lead Finish: NiPdAu
- Case Material: “Green” Molding Compound.
- UL Flammability Classification Rating 94V-0
- Moisture Sensitivity: Level 3 per J-STD-020
- Terminal Connections: See Diagram

Applications

- Cellular Handsets and Accessories
- Notebooks and Handhelds
- Personal Digital Assistants
- Portable Instrumentation
- Digital Cameras
- Peripherals
- Audio Players, Keypads, Side Keys, LCD
- USB 2.0

Part Number Code

<b>E</b>	<b>S</b>	<b>D</b>	<b>0</b>	<b>5</b>	<b>1</b>	<b>1</b>	<b>L</b>	<b>1</b>
<b>1</b>	<b>2</b>	<b>3</b>	<b>4</b>	<b>5</b>	<b>6</b>	<b>7</b>	<b>8</b>	<b>9</b>

Product Type	
ESD	TSK Electrostatic suppressor ESD Type

Reverse Working Voltage (V)	
3V3	3.3V
05	5V
16	16V

Line	
1	1-Line
2	2-Line
3	3-Line

Capacitance Type	
L	Low
X	Normal

directional	
0	Bi
1	Uni

Size	
1	0201
2	0402
3	DFN0603
4	DFN1006

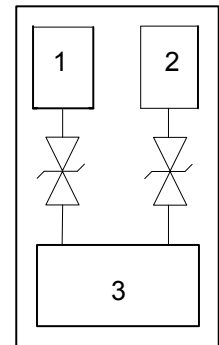
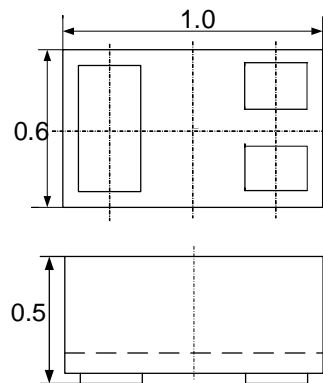
★ Code 4 to 9 is optional

Description

The ESD0520X42 is a 2-line bi-directional low capacitance TVS diode, utilizing leading monolithic silicon technology to provide fast response time and low ESD clamping voltage, making this device an ideal solution for protecting voltage sensitive high-speed data lines. The ESD0520X42 has a very low capacitance with a typical value at 3.5pF, and complies with the IEC 61000-4-2 (ESD) standard with ±15kV air and ±8kV contact discharge. It is assembled into an ultra-small 1.0x0.6x0.5mm lead-free DFN package. The small size, ultra-low capacitance and high ESD surge protection make ESD0520X42 an ideal choice to protect cell phone, digital video interfaces, high speed data ports, and many other portable applications.



Dimensions and Pin Configuration



Package Dimensions

Circuit and Pin Schematic

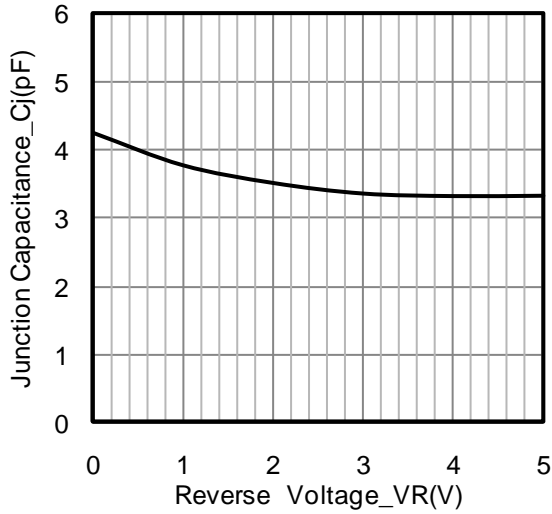
**Absolute Maximum Ratings (T<sub>A</sub>=25°C unless otherwise specified)**

Parameter	Symbol	Value	Unit
ESD per IEC 61000-4-2 (Air)	V <sub>ESD</sub>	±15	kV
ESD per IEC 61000-4-2 (Contact)		±12	
Operating Temperature Range	T <sub>J</sub>	-55 to +125	°C
Storage Temperature Range	T <sub>stg</sub>	-55 to +150	°C

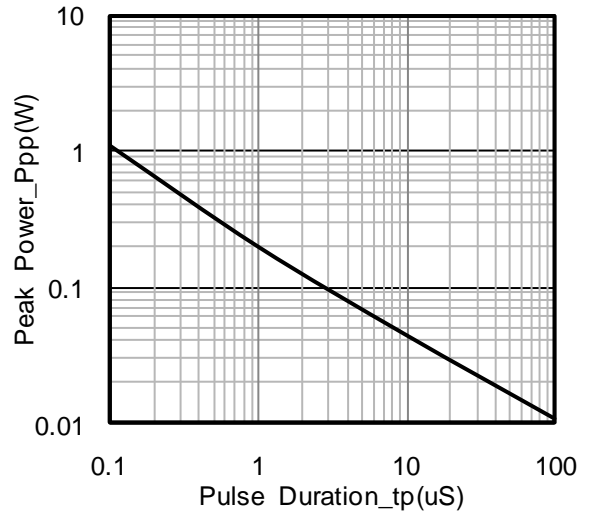
**Electrical Characteristics (T<sub>A</sub>=25°C unless otherwise specified)**

Parameter	Symbol	Min	Typ	Max	Unit	Test Condition
Reverse Working Voltage	V <sub>RWM</sub>			5	V	Pin 1 or pin 2 to pin 3 and between pin 1 and pin 2
Breakdown Voltage	V <sub>BR</sub>	6			V	I <sub>T</sub> = 1mA, pin 1 or pin 2 to pin 3 and between pin 1 and pin 2
Reverse Leakage Current	I <sub>R</sub>			50	nA	V <sub>RWM</sub> = 5V, pin 1 or pin 2 to pin 3 and between pin 1 and pin 2
Clamping Voltage	V <sub>C</sub>		18		V	I <sub>PP</sub> = 1A (8 x 20µs pulse), pin 1 to pin 3 or pin 2 to pin 3
Junction Capacitance	C <sub>J</sub>		5.0		pF	V <sub>R</sub> = 0V, f = 1MHz, pin 1 or pin 2 to pin 3

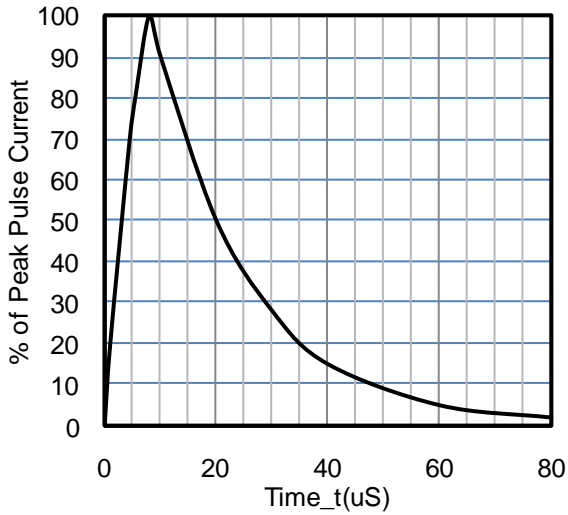
Typical Performance Characteristics (TA=25°C unless otherwise Specified)



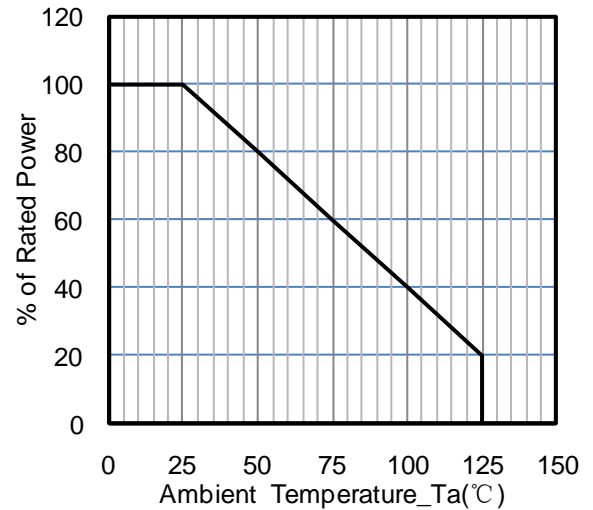
Junction Capacitance vs. Reverse Voltage



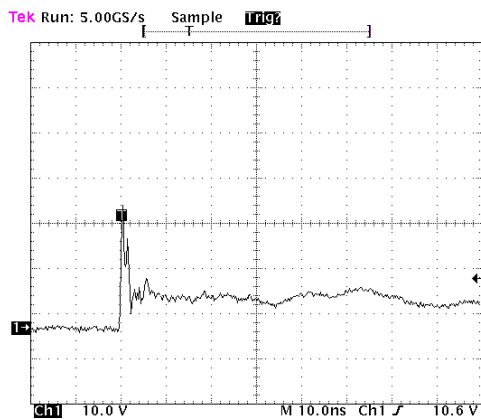
Peak Pulse Power vs. Pulse Time



8 X 20us Pulse Waveform



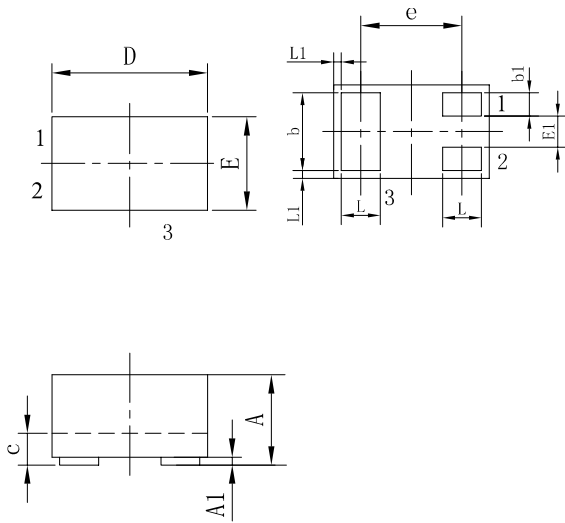
Power Derating Curve



ESD Clamping Voltage

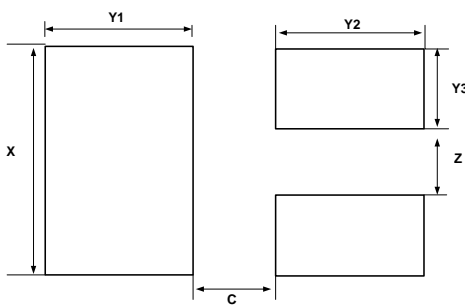
8 kV Contact per IEC61000-4-2

DFN1006-3 Package Outline Drawing



SYM	DIMENSIONS					
	MILLIMETERS			INCHES		
	MIN	NOM	MAX	MIN	NOM	MAX
A	0.45	0.50	0.55	0.018	0.020	0.022
A1	0.00	0.02	0.05	0.000	0.001	0.002
b	0.45	0.50	0.55	0.018	0.020	0.022
b1	0.10	0.15	0.20	0.004	0.006	0.008
c	0.12	0.15	0.18	0.005	0.006	0.007
D	0.95	1.00	1.05	0.037	0.039	0.041
e	0.65 BSC			0.026 BSC		
E	0.55	0.60	0.65	0.022	0.024	0.026
E1	0.15	0.20	0.25	0.006	0.008	0.010
L	0.20	0.25	0.30	0.008	0.010	0.012
L1	0.05 REF			0.0002 REF		

Suggested Land Pattern



SYM	DIMENSIONS	
	MILLIMETERS	INCHES
C	0.25	0.010
X	0.65	0.024
Y1	0.50	0.020
Y2	0.50	0.020
Y3	0.25	0.010
Z	0.20	0.008

Ordering Information

Part Number	Packaging	Reel Size
ESD0520X42	5000/Tape & Reel	7 inch