

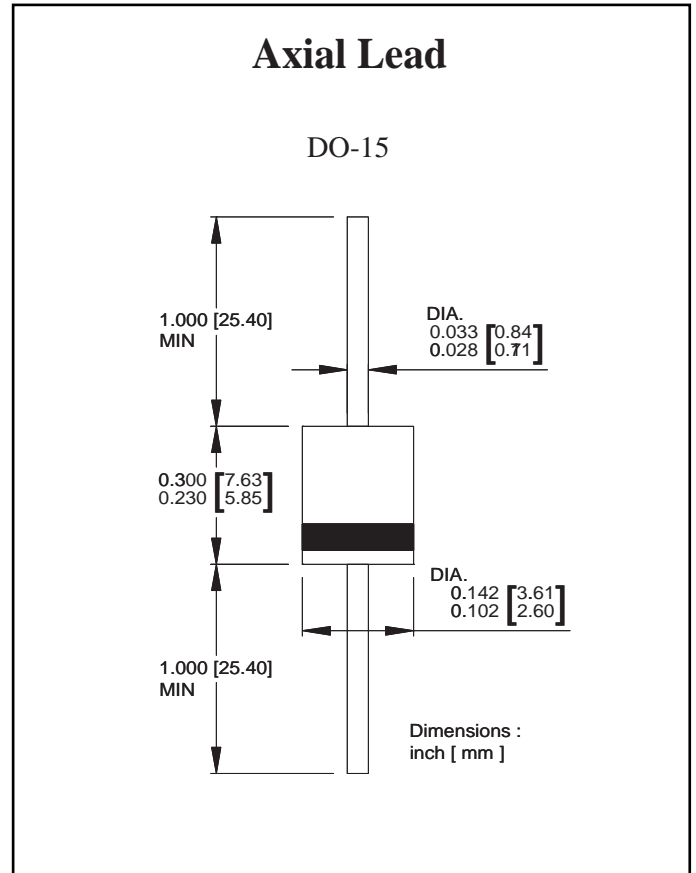
**Low Capacitance**  
**Stand-Off Voltage:5.0 to 50V**  
**Peak Pulse Power:500W**

**Features**

- Glass passivated chip
- 500 W peak pulse power capability with a 10/1000  $\mu$ s waveform, repetitive rate (duty cycle):0.01 %
- Low leakage
- Excellent clamping capability
- Very fast response time
- RoHS compliant

**Mechanical Data**

- Case: Molded plastic
- Epoxy: UL 94V-0 rate flame retardant
- Lead: Solderable per MIL-STD-750, method 2026 guranteed
- Polarity: Color band denotes cathode end except Bipolar
- Mounting position: Any



**Maximum Ratings( $T_A=25^\circ\text{C}$  unless otherwise noted)**

Parameter	Symbol	Value	UNIT
Peak power dissipation with a 10/1000 $\mu$ s waveform <sup>(1)</sup>	$P_{PP}$	500	W
Peak pulse current with a 10/1000 $\mu$ s waveform <sup>(1)</sup>	$I_{PP}$	See Next Table	A
Power dissipation on infinite heatsink at $T_L = 25^\circ\text{C}$	$P_D$	3.0	W
Operating junction and storage temperature range	$T_J, T_{STG}$	-55 to +150	$^\circ\text{C}$

**Note:**

(1)Non-repetitive current pulse per Fig.3 and derated above  $T_A = 25^\circ\text{C}$  per Fig.2

Ratings and Characteristics Curves ( $T_A=25^{\circ}\text{C}$  unless otherwise noted)

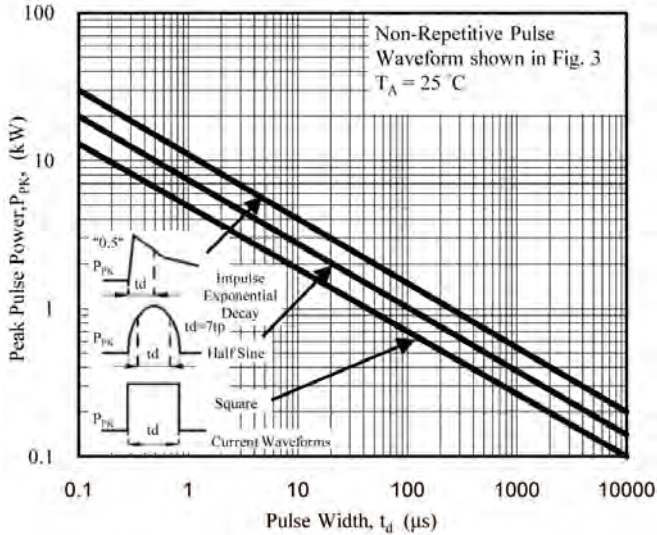


Fig. 1 - Peak Pulse Power Rating Curve

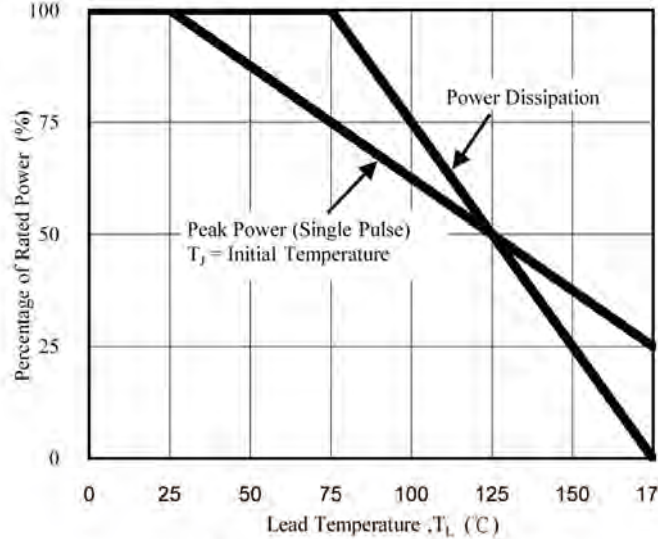


Fig. 2 - Power Derating Curve  
Surge Current

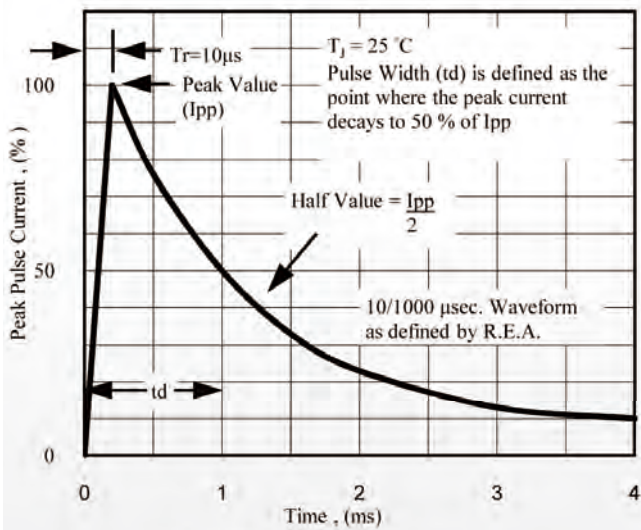
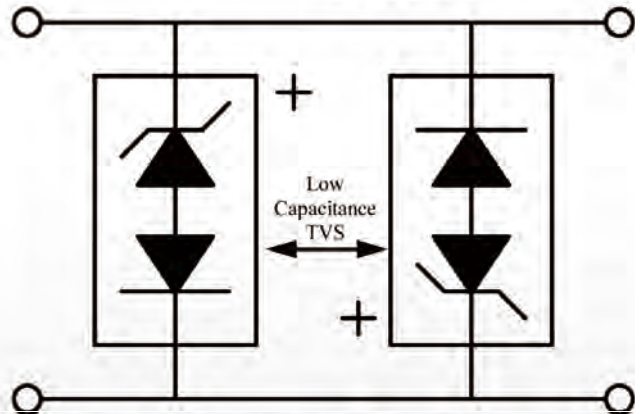


Fig. 3 - Pulse Waveform



**Application Note:** Device must be used with two units in parallel, opposite in polarity as shown in circuit for AC signal line protection.

Fig. 4 - AC Line Protection Application

Electrical Characteristics( $T_A=25^{\circ}\text{C}$  unless otherwise noted)

Part Number	Stand-Off Voltage $V_{WM}$ (V)	Minimum Breakdown Voltage $V_{BR}@I_T=1.0\text{mA}$ (V)	Maximum Reverse Leakage $I_R @V_{WM}$ (uA)	Maximum Clamping Voltage $V_C @I_{pp}$ (V)	Maximum Reverse Surge Current $I_{pp}$ (A)	Maximum Junction Capacitance @0 V (pF)	Working Inverse Blocking Voltage $V_{WIB}$ (V)	Inverse Blocking Leakage Current $I_{IB} @V_{WIB}$ (mA)	Peak Inverse Voltage $V_{PIB}$ (V)
SAC5.0	5.0	7.60	300	10.0	44.0	50	75	1	100
SAC6.0	6.0	7.90	300	11.2	41.0	50	75	1	100
SAC7.0	7.0	8.33	300	12.6	38.0	50	75	1	100
SAC8.0	8.0	8.89	100	13.4	36.0	50	75	1	100
SAC8.5	8.5	9.44	50	14.0	34.0	50	75	1	100
SAC10	10.0	11.10	5	16.3	29.0	50	75	1	100
SAC12	12.0	13.30	5	19.0	25.0	50	75	1	100
SAC15	15.0	16.70	5	23.6	20.0	50	75	1	100
SAC18	18.0	20.00	5	28.8	15.0	50	75	1	100
SAC22	22.0	24.40	5	35.4	14.0	50	75	1	100
SAC26	26.0	28.90	5	42.3	11.1	50	75	1	100
SAC30	30.0	33.30	5	48.6	10.0	50	75	1	100
SAC36	36.0	40.00	5	60.0	8.6	50	75	1	100
SAC45	45.0	50.00	5	77.0	6.8	50	150	1	200
SAC50	50.0	55.50	5	88.0	5.8	50	150	1	200