

**GLASS PASSIVATED
BRIDGE RECTIFIERS**

REVERSE VOLTAGE - **600**Volts
FORWARD CURRENT - **15** Amperes

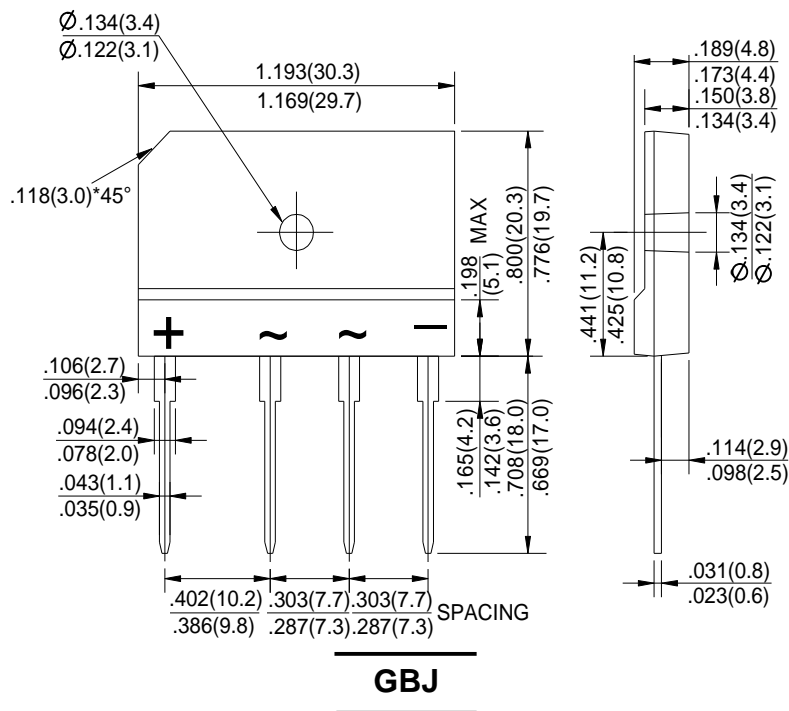
Features

- Rating 600V PRV
- Ideal for printed circuit board
- Low forward voltage drop,high current capability
- Reliable low cost construction utilizing molded plastic technique results in inexpensive product
- The plastic material has U/L flammability classification 94V-0

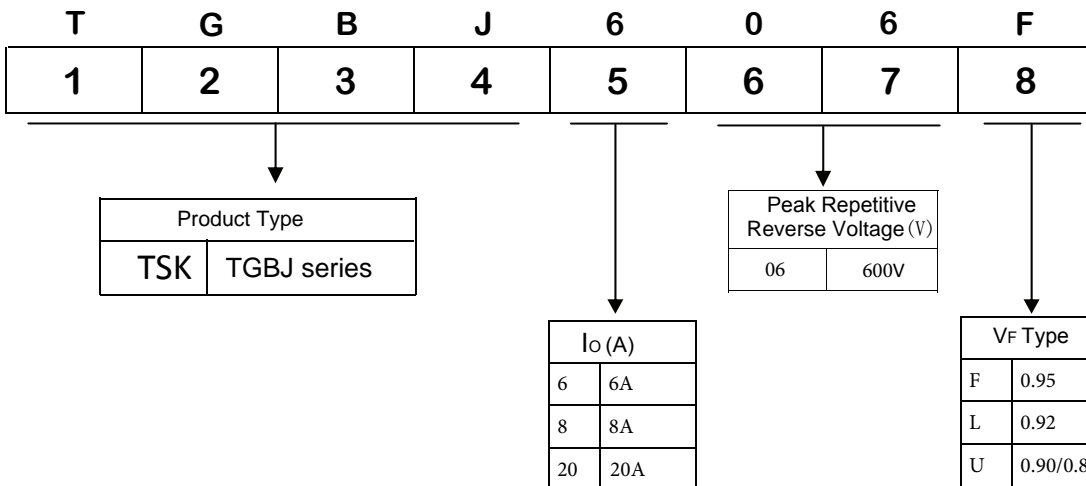
Typical Applications

General purpose use in AC/DC bridge full wave rectification for switching power supply, home appliances, office equipment, industrial automation applications.

Dimensions In Inches and (millimeters)



Part Number Code



MAXIMUM RATINGS AND ELECTRICAL CHARACTERISTICS

Rating at 25°C ambient temperature unless otherwise specified.

Single phase, half wave ,60Hz, resistive or inductive load.

For capacitive load, derate current by 20%

CHARACTERISTICS	SYMBOL	TGBJ1506L	UNIT
Maximum Recurrent Peak Reverse Voltage	V _{RRM}	600	V
Maximum RMS Voltage	V _{RMS}	420	V
Maximum DC Blocking Voltage	V _{DC}	600	V
Maximum Average Forward (with heatsink Note 2) Rectified Current @ T _c =100 (without heatsink)	I _(AV)	15.0 3.7	A
Peak Forward Surge Current 8.3ms Single Half Sine-Wave Super Imposed on Rated Load (JEDEC Method)	I _{FSM}	240	A
Maximum Forward Voltage at 7.5A DC	V _F	0.92	V
Maximum DC Reverse Current @ T _J =25 at Rated DC Blocking Voltage @ T _J =125	I _R	10.0 127	μA
I ² t Rating for Fusing (t<8.3ms)	I ² t	240	A ² s
Typical Junction Capacitance Per Element (Note1)	C _J	60	pF
Typical Thermal Resistance	R _{JC}	0.8	°C/W
Operating Temperature Range	T _J	-55 to +150	°C
Storage Temperature Range	T _{STG}	-55 to +150	°C

NOTES: 1.Measured at 1.0MHz and applied reverse voltage of 4.0V DC.

2.Device mounted on 300mm*300mm*1.6mm Cu plate heatsink.

3.The typical data above is for reference only(典型值仅供参考).

RATING AND CHARACTERISTIC CURVES

FIG.1-FORWARD CURRENT DERATING CURVE

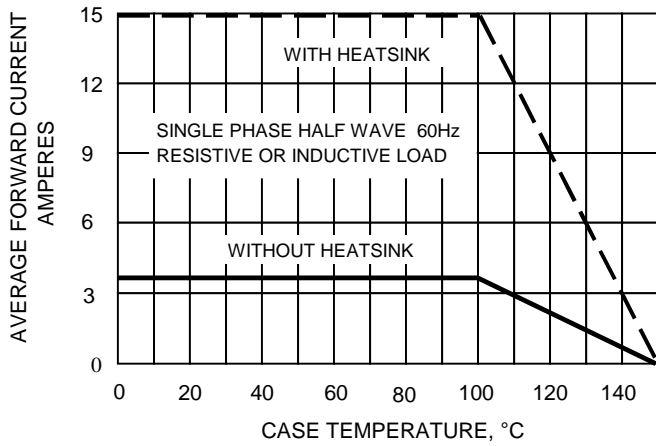


FIG.2-MAXMUN NON-REPETITIVE SURGE CURRENT

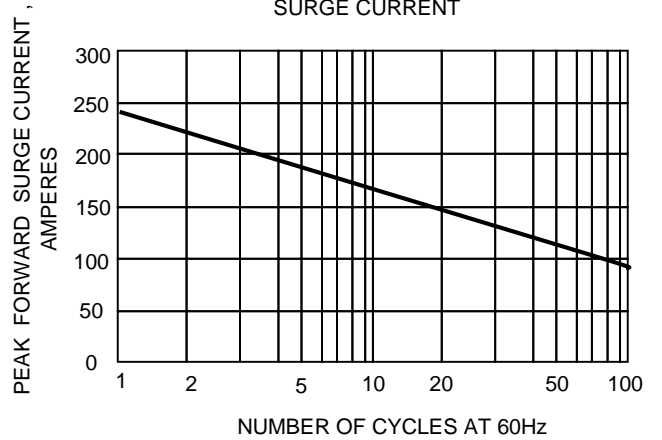


FIG.3-TYPICAL JUNCTION CAPACITANCE

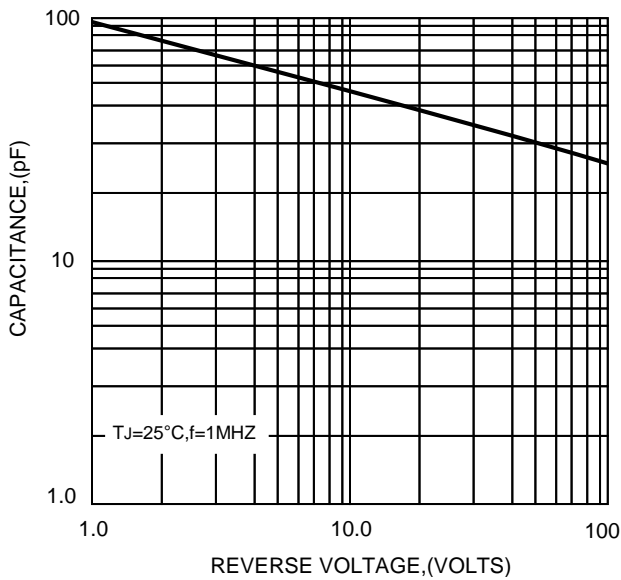


FIG.4-TYPICAL FORWARD CHARACTERISTICS

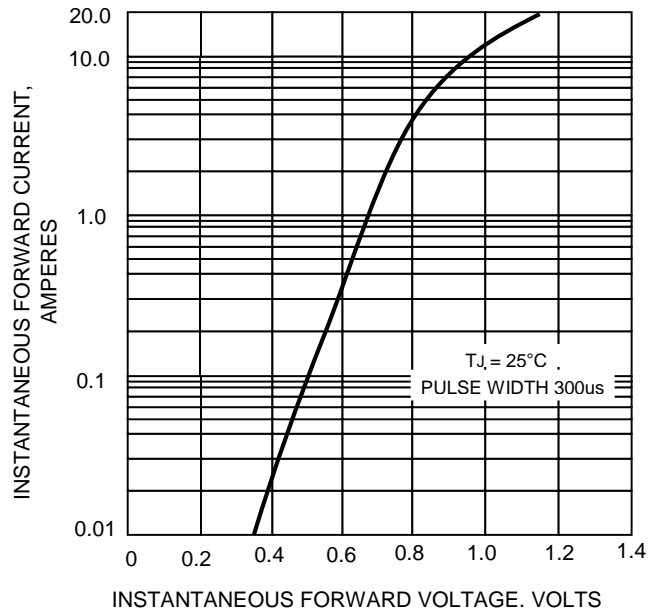


FIG.5-TYPICAL REVERSE CHARACTERISTICS

