

**GLASS PASSIVATED
BRIDGE RECTIFIERS**

REVERSE VOLTAGE - **600**Volts
FORWARD CURRENT - **25** Amperes

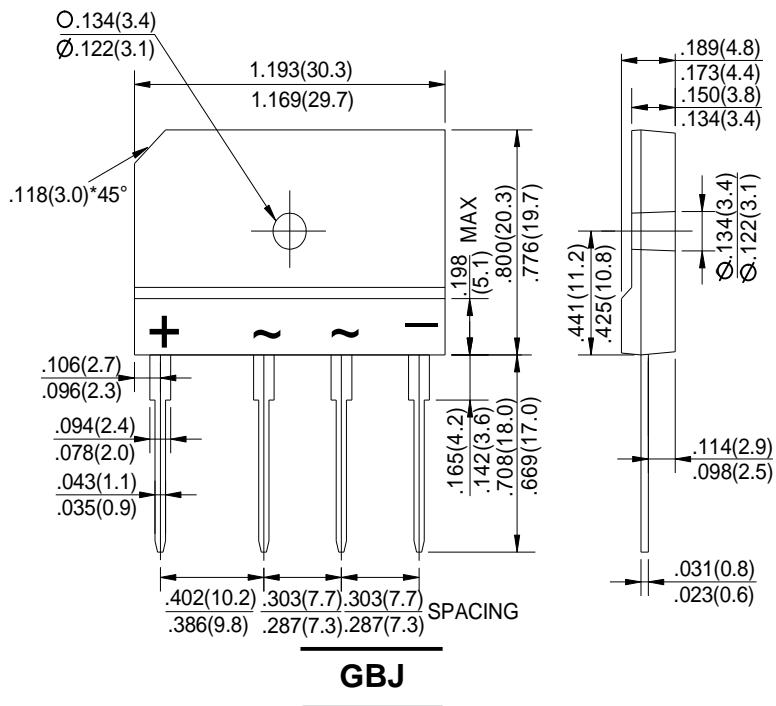
Features

- Rating 600V PRV
- Ideal for printed circuit board
- Low forward voltage drop,high current capability
- Reliable low cost construction utilizing molded plastic technique results in inexpensive product
- The plastic material has U/L flammability classification 94V-0

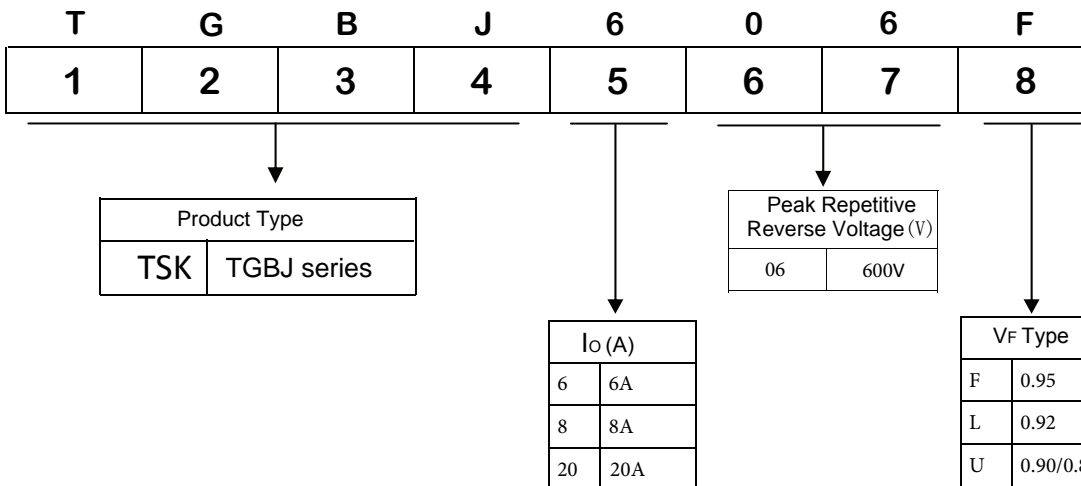
Typical Applications

General purpose use in AC/DC bridge full wave rectification for switching power supply, home appliances and white-goods applications specially for telecom power supply, high efficiency desktop PC and server SMPS.

Dimensions In Inches and (milimeters)



Part Number Code



MAXIMUM RATINGS AND ELECTRICAL CHARACTERISTICS

Rating at 25°C ambient temperature unless otherwise specified.

Single phase, half wave ,60Hz, resistive or inductive load.

For capacitive load, derate current by 20%

CHARACTERISTICS	SYMBOL	TGBJ2506L	UNIT
Maximum Recurrent Peak Reverse Voltage	VRRM	600	V
Maximum RMS Voltage	VRMS	420	V
Maximum DC Blocking Voltage	VDC	600	V
Maximum Average Forward (with heatsink Note 2) Rectified Current @ Tc=100 (without heatsink)	I(AV)	25.0 4.2	A
Peak Forward Surge Current 8.3ms Single Half Sine-Wave Super Imposed on Rated Load (JEDEC Method)	IFSM	350	A
Maximum Forward Voltage at 12.5A DC	VF	0.92	V
Maximum DC Reverse Current @ Tj=25 at Rated DC Blocking Voltage @ Tj=125	IR	10.0 127	μA
I ² t Rating for Fusing (t<8.3ms)	I ² t	508	A ² s
Typical Junction Capacitance Per Element (Note1)	CJ	85	pF
Typical Thermal Resistance	R JC	0.6	°C/W
Operating Temperature Range	TJ	-55 to +150	°C
Storage Temperature Range	TSTG	-55 to +150	°C

NOTES: 1.Measured at 1.0MHz and applied reverse voltage of 4.0V DC.

2.Device mounted on 300mm*300mm*1.6mm Cu plate heatsink.

3.The typical data above is for reference only(典型值仅供参考).

RATING AND CHARACTERISTIC CURVES

FIG.1-FORWARD CURRENT DERATING CURVE

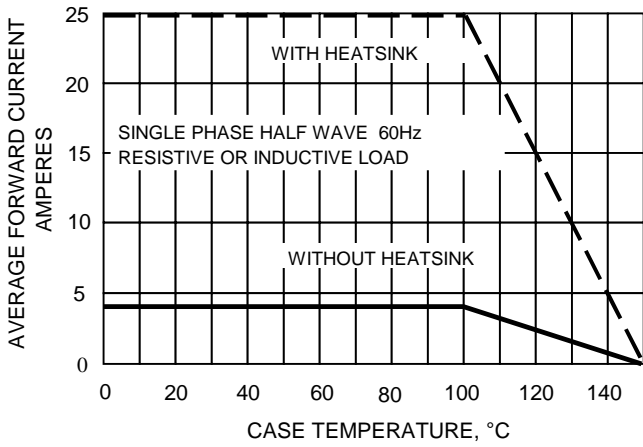


FIG.2-MAXMUN NON-REPETITIVE SURGE CURRENT

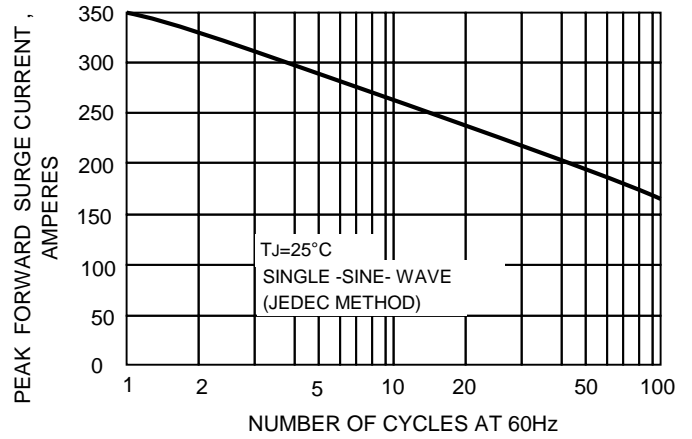


FIG.3-TYPICAL JUNCTION CAPACITANCE

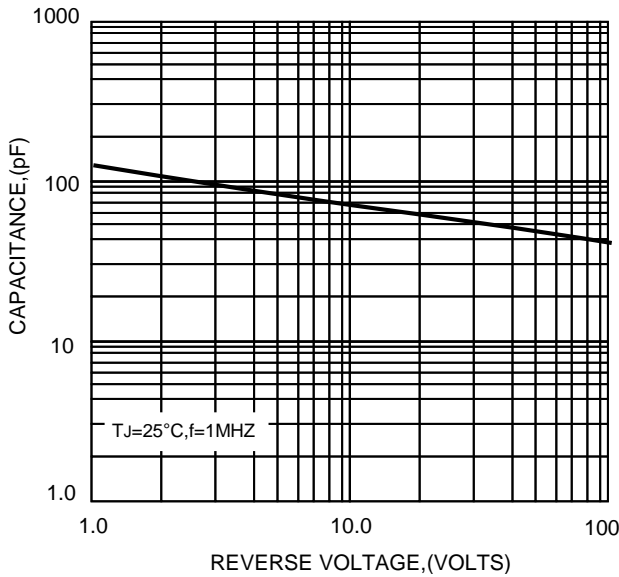


FIG.4-TYPICAL FORWARD CHARACTERISTICS

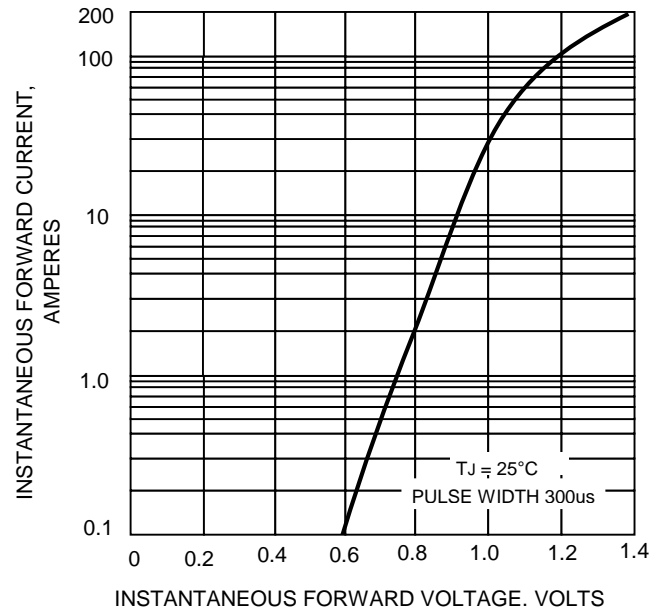


FIG.5-TYPICAL REVERSE CHARACTERISTICS

