

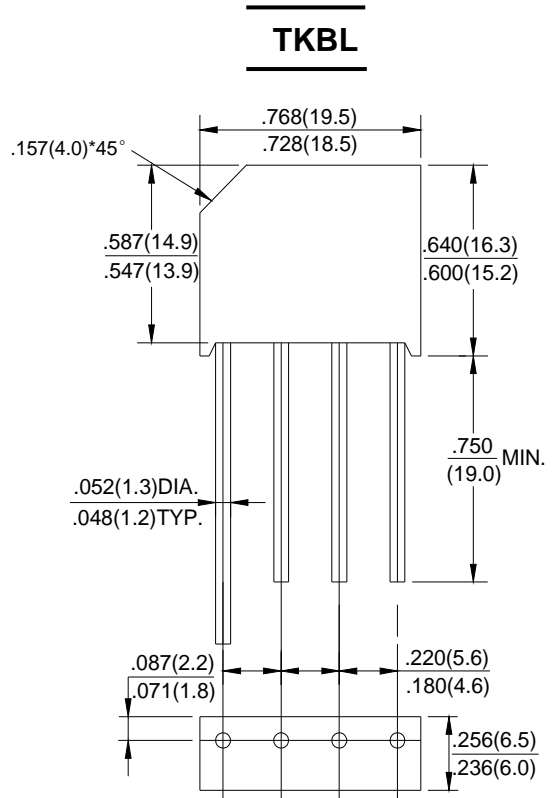
**GLASS PASSIVATED
BRIDGE RECTIFIERS**

REVERSE VOLTAGE - **50 to 1000** Volts
FORWARD CURRENT - **4.0** Ampere

Features

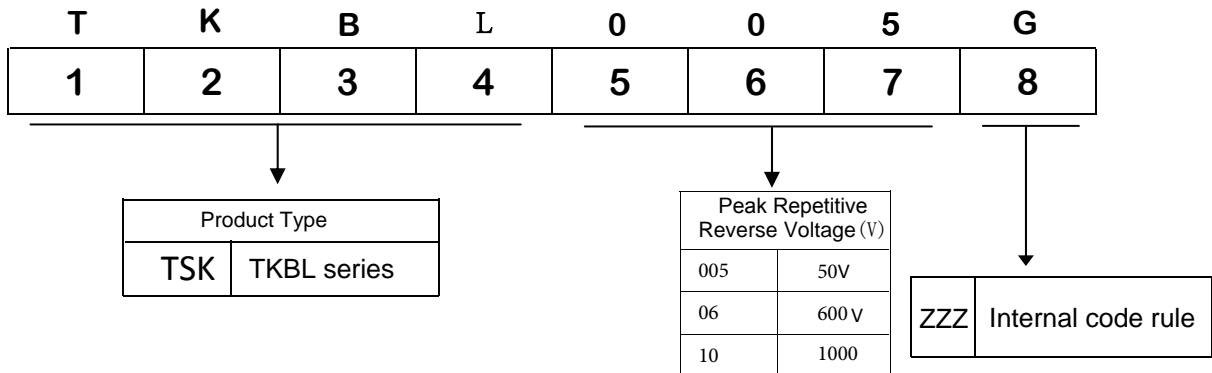
- Surge overload rating -125 Amperes peak
- Ideal for printed circuit board
- Plastic material has UL flammability classification 94V-0
- Mounting position :Any

Dimensions In Inches and (millimeters)



Dimensions in inches and (millimeters)

Part Number Code



MAXIMUM RATINGS AND ELECTRICAL CHARACTERISTICS

Rating at 25°C ambient temperature unless otherwise specified.

Single phase, half wave ,60Hz, resistive or inductive load.

For capacitive load, derate current by 20%

CHARACTERISTICS	SYMBOL	TKBL 005G	TKBL 01G	TKBL 02G	TKBL 04G	TKBL 06G	TKBL 08G	TKBL 10G	UNIT
Maximum Recurrent Peak Reverse Voltage	V _{RRM}	50	100	200	400	600	800	1000	V
Maximum RMS Bridge Input Voltage	V _{RMS}	35	70	140	280	420	560	700	V
Maximum DC Blocking Voltage	V _{DC}	50	100	200	400	600	800	1000	V
Maximum Average Forward Output Current at 50°C T _A (Note1)	I _(AV)	4.0							A
Peak Forward Surge Current 8.3ms Single Half Sine-Wave Super Imposed on Rated Load	I _{FSM}	125							A
Maximum Forward Voltage Drop Per Element at 4.0A Peak	V _F	1.1							V
Maximum DC Reverse Current at Rated DC Blocking Voltage	I _R	10.0							μA
Maximum Reverse Current at Rated DC Blocking Voltage and 150°C T _A	I _R	1.0							mA
Operating Temperature Range	T _J	-55 to +150							°C
Storage Temperature Range	T _{STG}	-55 to +150							°C

NOTES: 1. Mounting conditions ,0.5" lead length maximum.

RATING AND CHARACTERISTIC CURVES

FIG.1-MAXIMUM FORWARD SURGE CURRENT

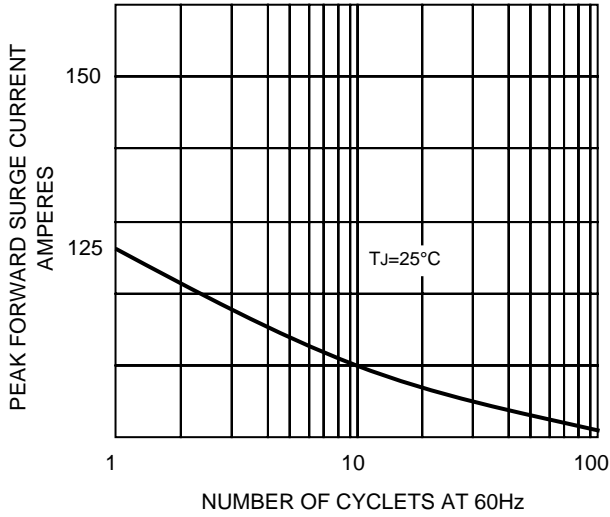


FIG.2-DERATING CURVE
OUTPUT RECTIFIED CURRENT

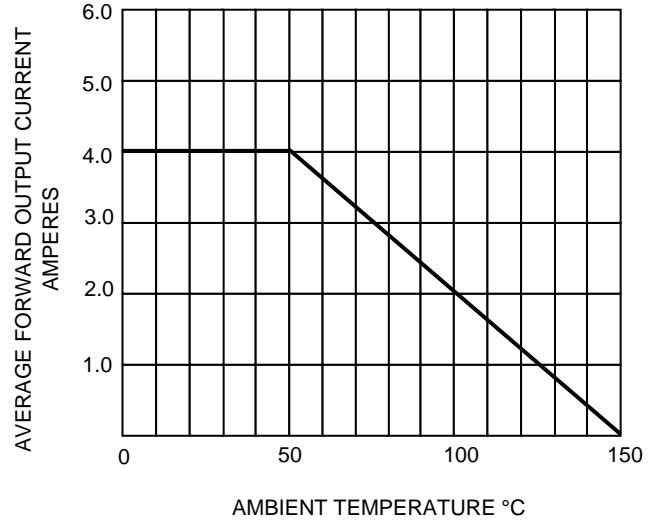


FIG.3-TYPICAL FORWARD CHARACTERISTICS

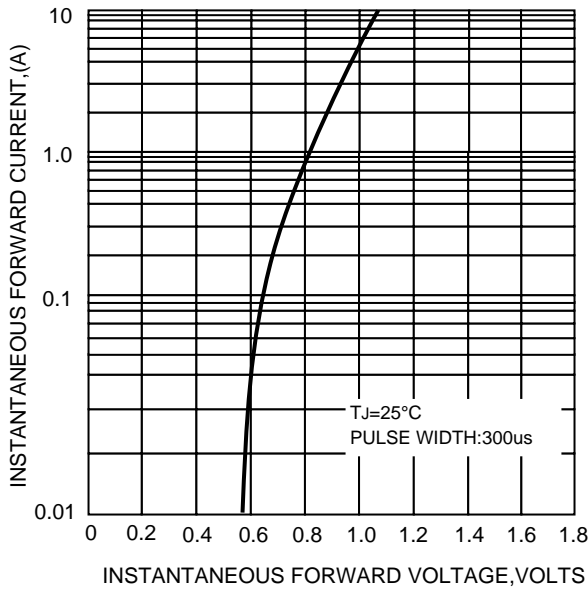
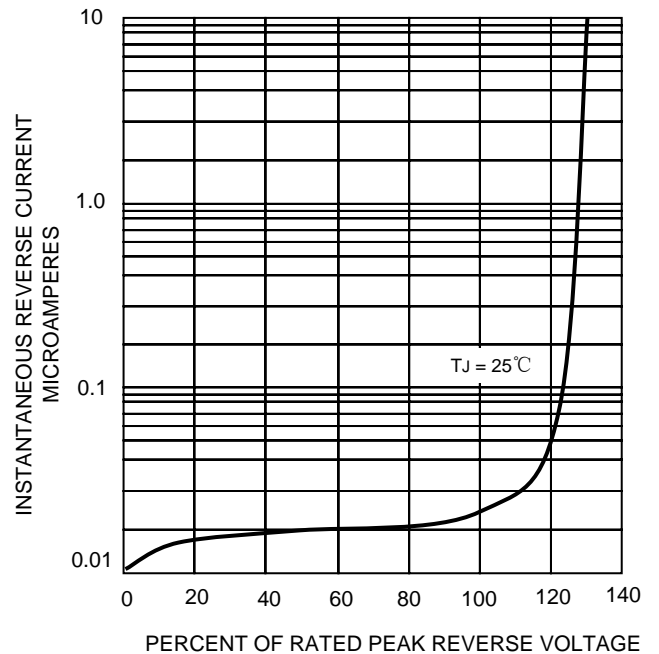


FIG.4- TYPICAL REVERSE CHARACTERISTICS



The curve graph is for reference only, can't be the basis for judgment(曲线图仅供参考)!